



Coroner and Medical Examiner Onboarding and Drug Overdose Death Monthly Surveillance Report

Pennsylvania Department of Health
Office of Drug Surveillance and Misuse Prevention

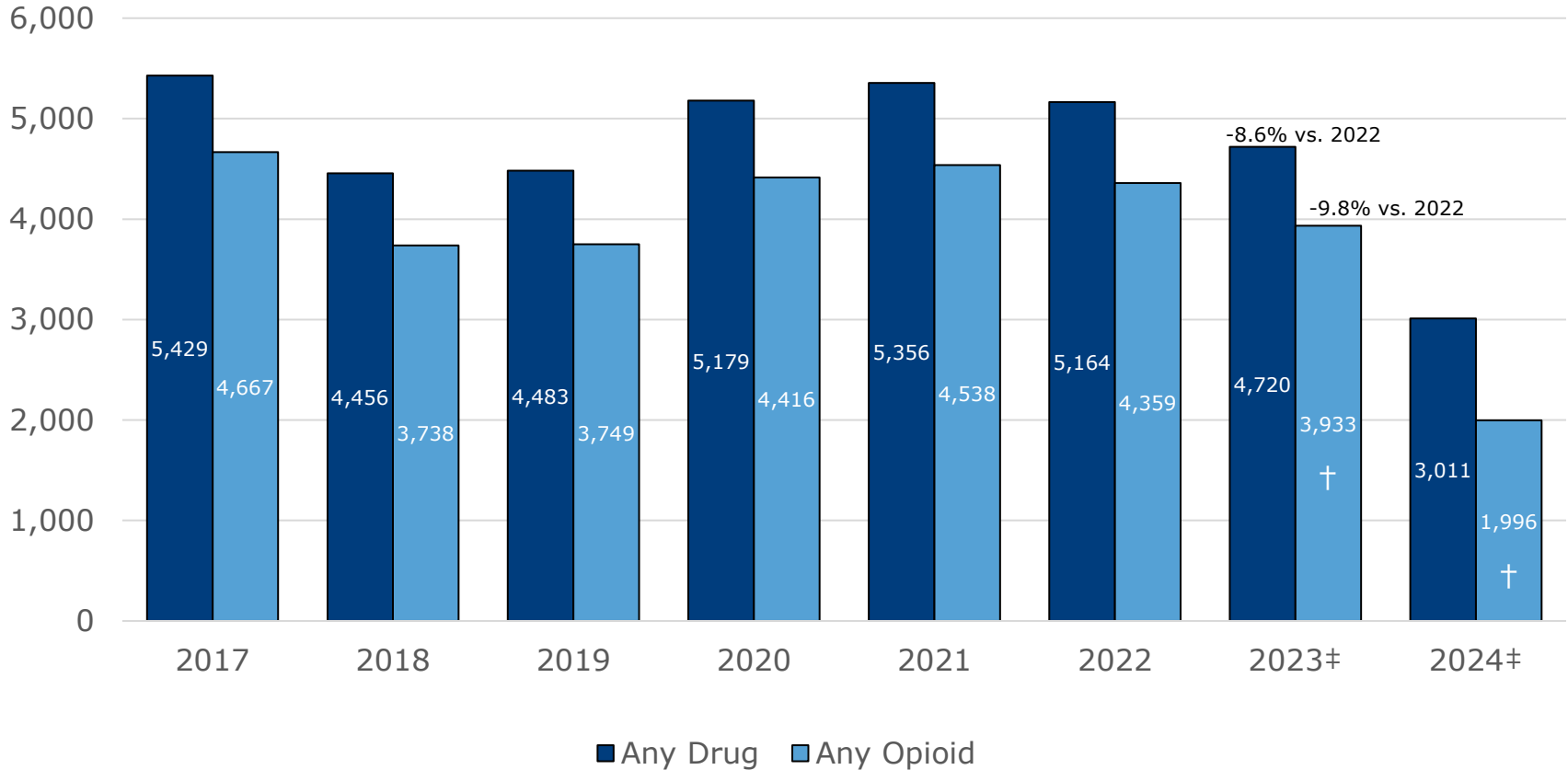
February 2025

Highlights for February 2025

- While 2023 preliminary drug overdose death estimates as of February 2025 have not exceeded 2022 estimates (4,720 vs. 5,164; currently an 8.6% decrease), 2023 estimates are still high and indicate that there continues to be a critical need for sustained and improved overdose prevention and surveillance efforts.
- Rates among Black, Indigenous, People of Color (BIPOC) continue to remain higher than rates among white and non-Hispanic individuals and show smaller decreases in rates than decreases seen in white and non-Hispanic individuals.
 - 2023 preliminary estimates show a decrease among all demographic groups except individuals aged 65+, which show a 20% increase in 2023 compared to 2022.
- While there was a steady decrease in the number of drug overdose deaths from February – April 2024, we are seeing minor increases in May and June 2024 (see slides 5 and 6).
- There are no changes in the number of county Coroner and Medical Examiner Offices participating in enhanced overdose death surveillance efforts.



Estimated Drug Overdose Deaths, 2017 – 2024‡

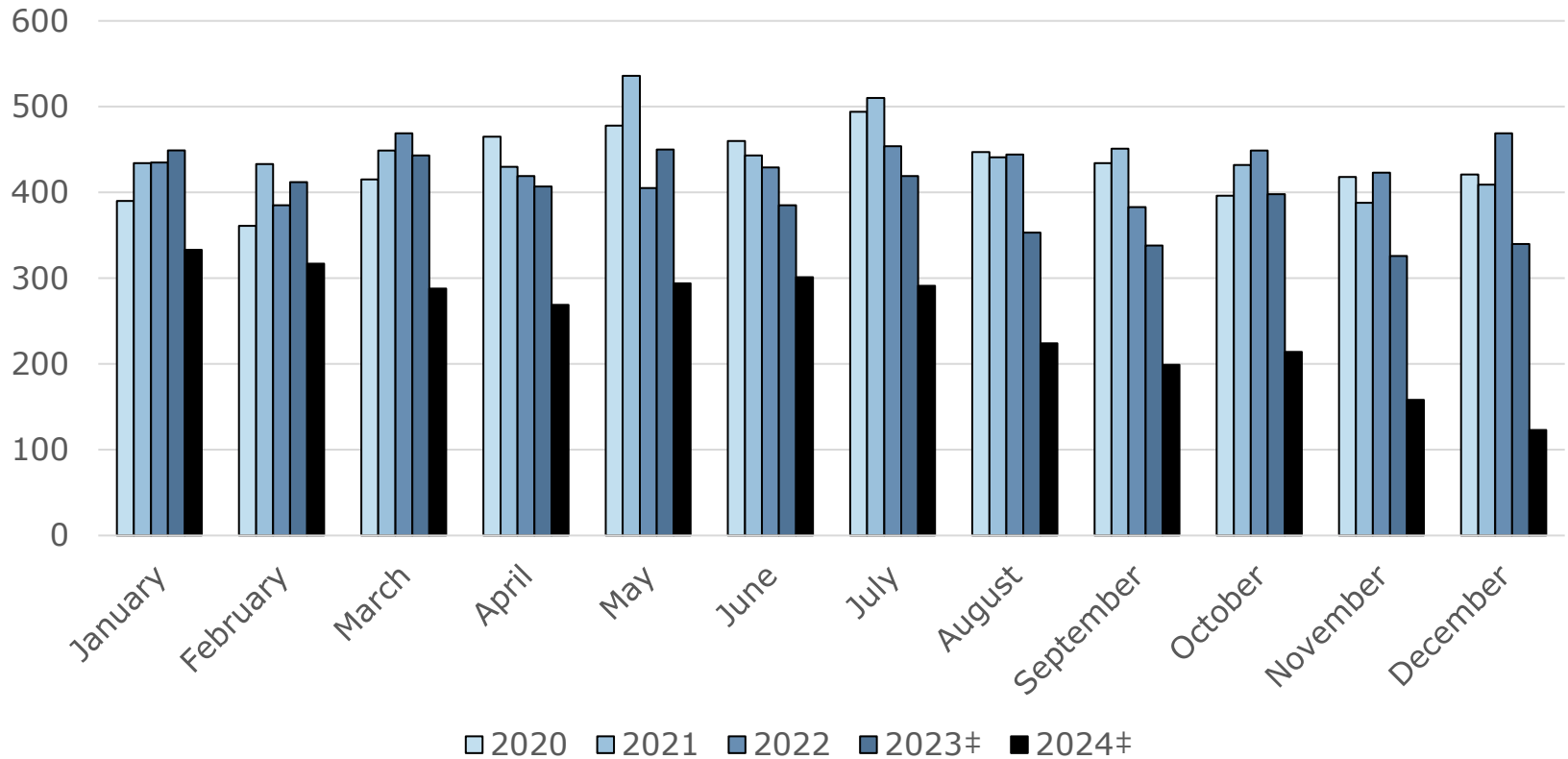


‡2023/2024 death data is preliminary, based on death record data as of February 2025. Please note that death records for overdose deaths are often delayed by 3-6 months and counts may change. Counts do not include suicides or homicides where someone intended to harm another person by poisoning.

†As of February 2025, ~2% of 2023 and ~12% of 2024 overdose deaths are missing drug specificity. Previous years are missing ≤5%.



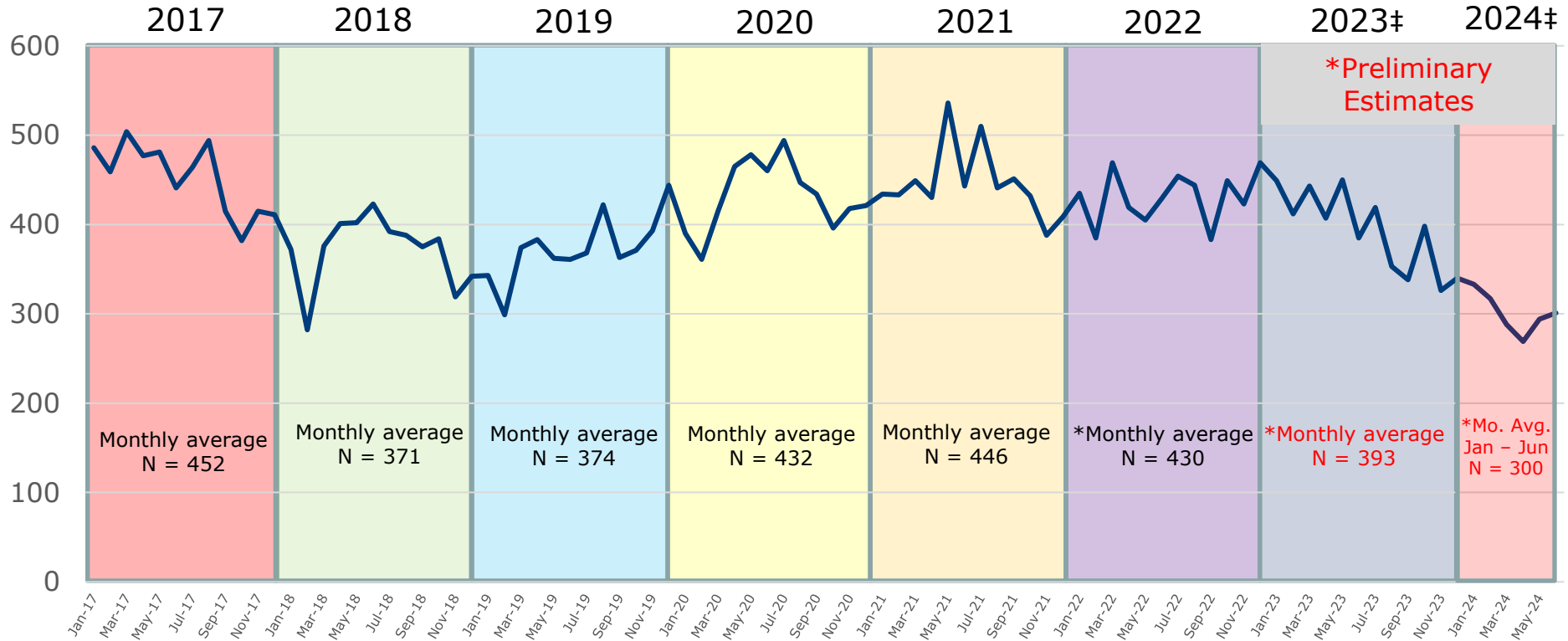
Pennsylvania Estimated Any Drug† Overdose Deaths By Month, 2020-2024‡



†Any Drug overdoses include overdoses from illicit, prescription or over-the-counter drugs, excluding alcohol-only related overdoses.

‡2023/2024 death data is preliminary, based on death record data as of February 2025. Please note that death records for overdose deaths are often delayed by 3-6 months and counts may change. Counts do not include suicides or homicides where someone intended to harm another person by poisoning.

Pennsylvania Estimated Any Drug† Overdose Deaths By Month, 2017-2024‡

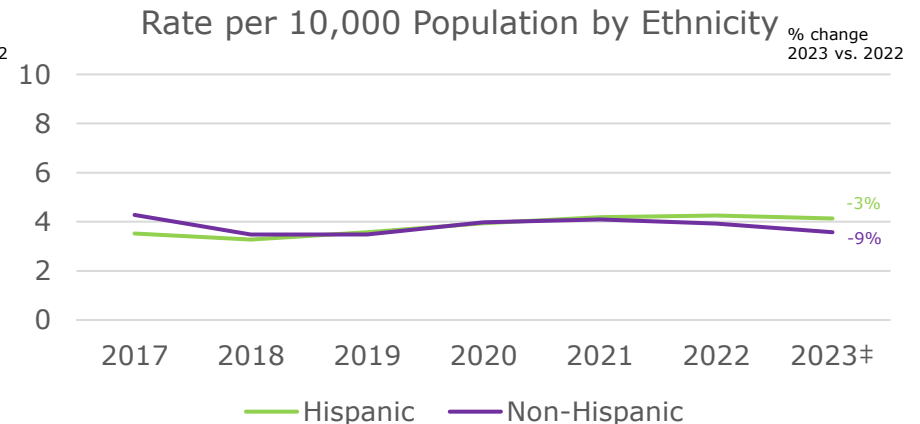
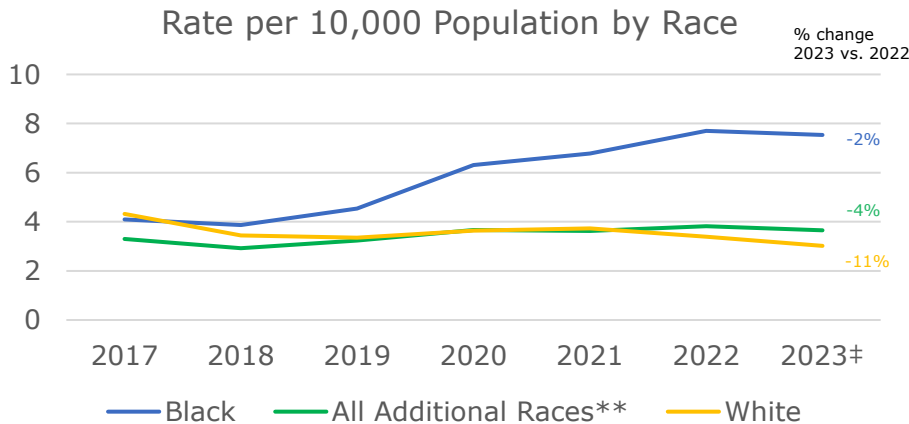
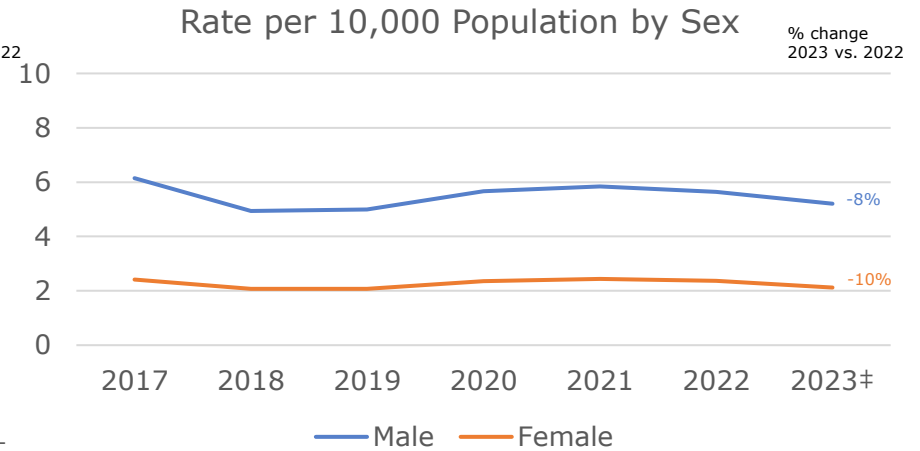
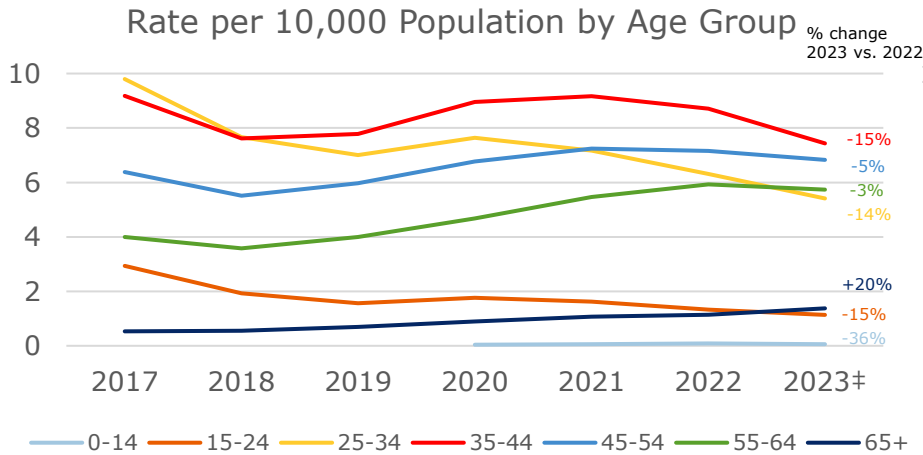


†Any Drug overdoses include overdoses from illicit, prescription or over-the-counter drugs, excluding alcohol-only related overdoses.

‡2023/2024 death data is preliminary, based on death record data as of February 2025. Please note that death records for overdose deaths are often delayed by 3-6 months and counts may increase. Counts do not include suicides or homicides where someone intended to harm another person by poisoning.



Estimated Any Drug† Overdose Deaths by Demographics, 2017 – 2023‡



†Any Drug overdoses include overdoses from illicit, prescription or over-the-counter drugs, excluding alcohol-only related overdoses.

** Includes persons who identify as Asian, Native Hawaiian/Pacific Islander, American Indian/Alaska Native, or Other Race

‡2023 death data is based on death record data as of February 2025. Please note that death records for overdose deaths are often delayed by 3-6 months and counts/rates may change. Counts do not include suicides or homicides where someone intended to harm another person by poisoning.



Emerging Drug Trends†

Substance	2023‡	2024‡
Carfentanil	1-5*	11
Designer Benzodiazepines	149	130
Medetomidine	0	52
Nitazenes	16	24
Tianeptine	1-5*	1-5*
Xylazine	1,164	692

†Counts represent deaths where a particular substance was noted as contributing to death.

‡2023/2024 death data is based on death record data as of February 2025. Please note that death records for overdose deaths are often delayed by 3-6 months and counts may change. Counts do not include suicides or homicides where someone intended to harm another person by poisoning. As of February 2025, ~2% of 2023 and ~12% of 2024 overdose deaths are missing drug specificity. Previous years are missing $\leq 5\%$.

*Counts between 1 and 5 are suppressed.



Contact Information

For additional information on Drug Overdose Deaths, as well as Overdose-Related Emergency Department Visits, please visit the [Drug Overdose Surveillance Interactive Data Report](#)

Carrie Thomas Goetz, PhD

Senior Epidemiologist

Office of Drug Surveillance and Misuse Prevention

Pennsylvania Department of Health

cathomasgo@pa.gov

717-547-3137



Pennsylvania
Department of Health