

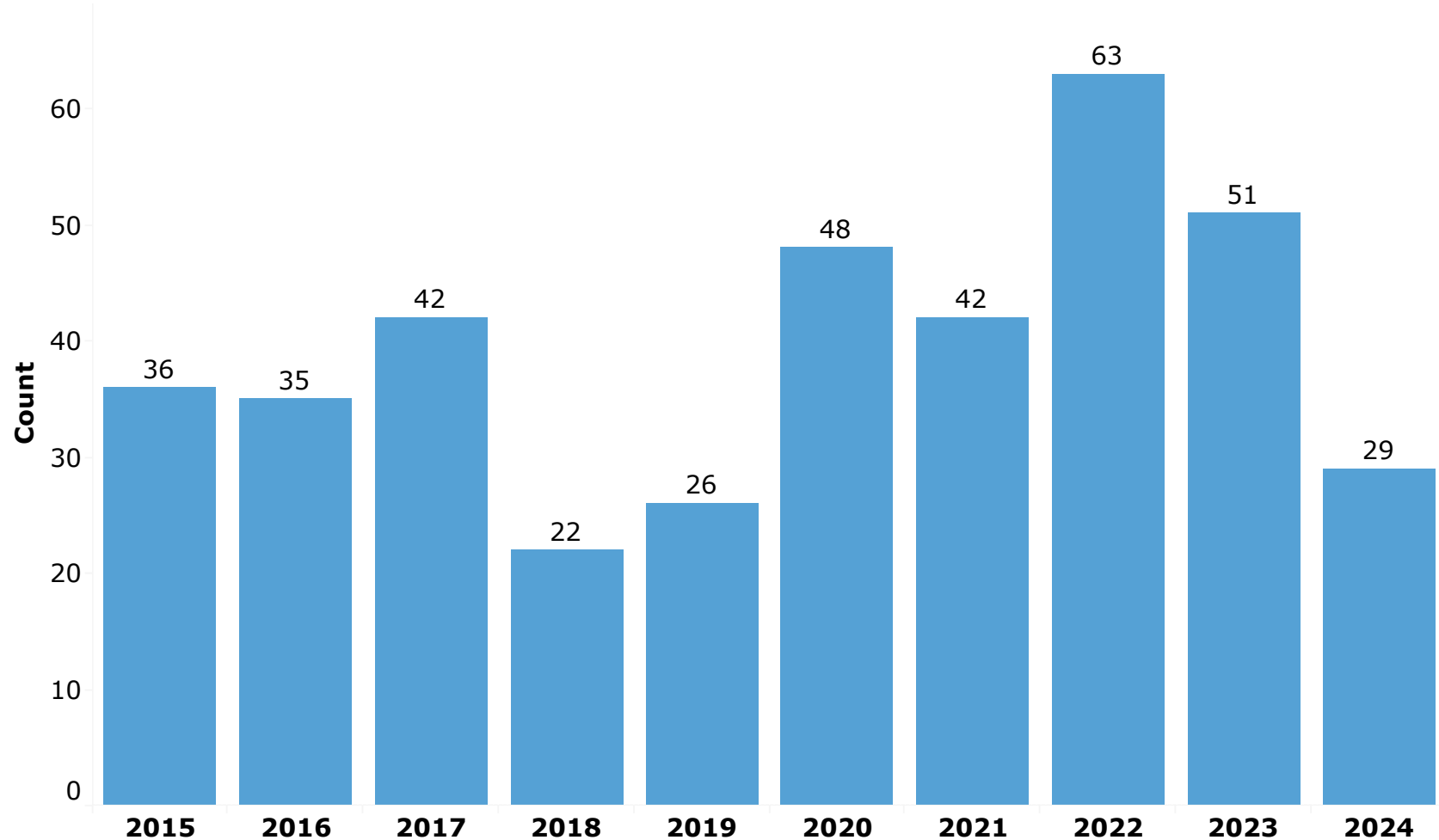


Blair County Quarterly Overdose Death Report

Office of Drug Surveillance and Misuse Prevention

February 2025

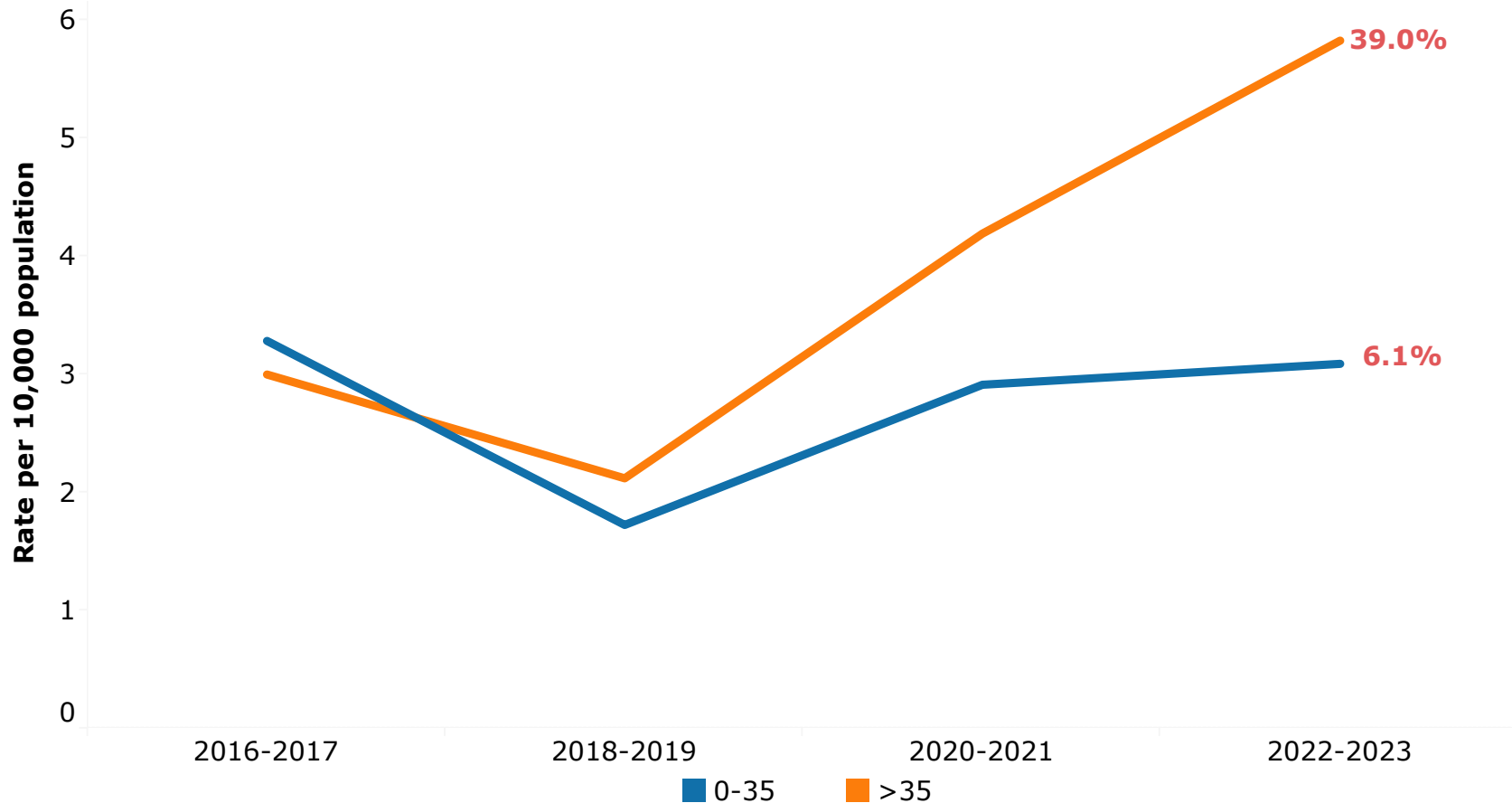
Drug Overdose Deaths Among Blair County Residents by Year, 2015-2024*



Counts between 1 and 5 are suppressed.

*2023 and 2024 death data is preliminary, based on death record data as of February 2025. Please note that finalized death records for overdose deaths are often delayed by 3-6 months and counts may increase. Counts do not include suicides or homicides where someone intended to harm another person by poisoning.

Blair County Residents' Rate per 10,000 Population of Drug Overdose Deaths by Age Group, 2016-2023*

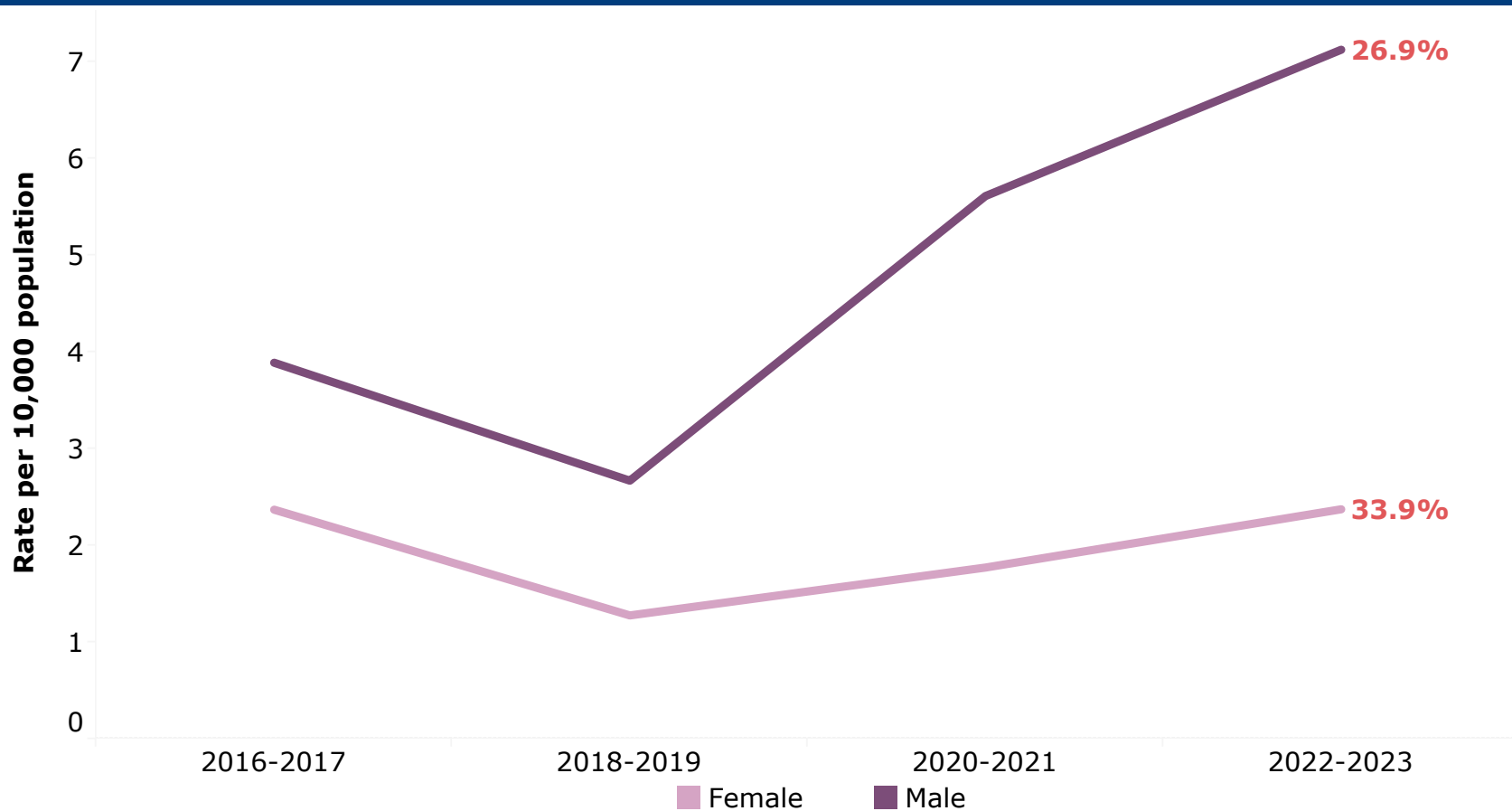


Percent Change in 2022-2023 compared to 2020-2021 is indicated at the end of each line.

Rates associated with counts between 1 and 5 are suppressed.

*2023 death data is preliminary, based on death record data as of February 2025. Please note that finalized death records for overdose deaths are often delayed by 3-6 months and counts may increase. Counts do not include suicides or homicides where someone intended to harm another person by poisoning.

Blair County Residents' Rate per 10,000 Population of Drug Overdose Deaths by Sex, 2016-2023*

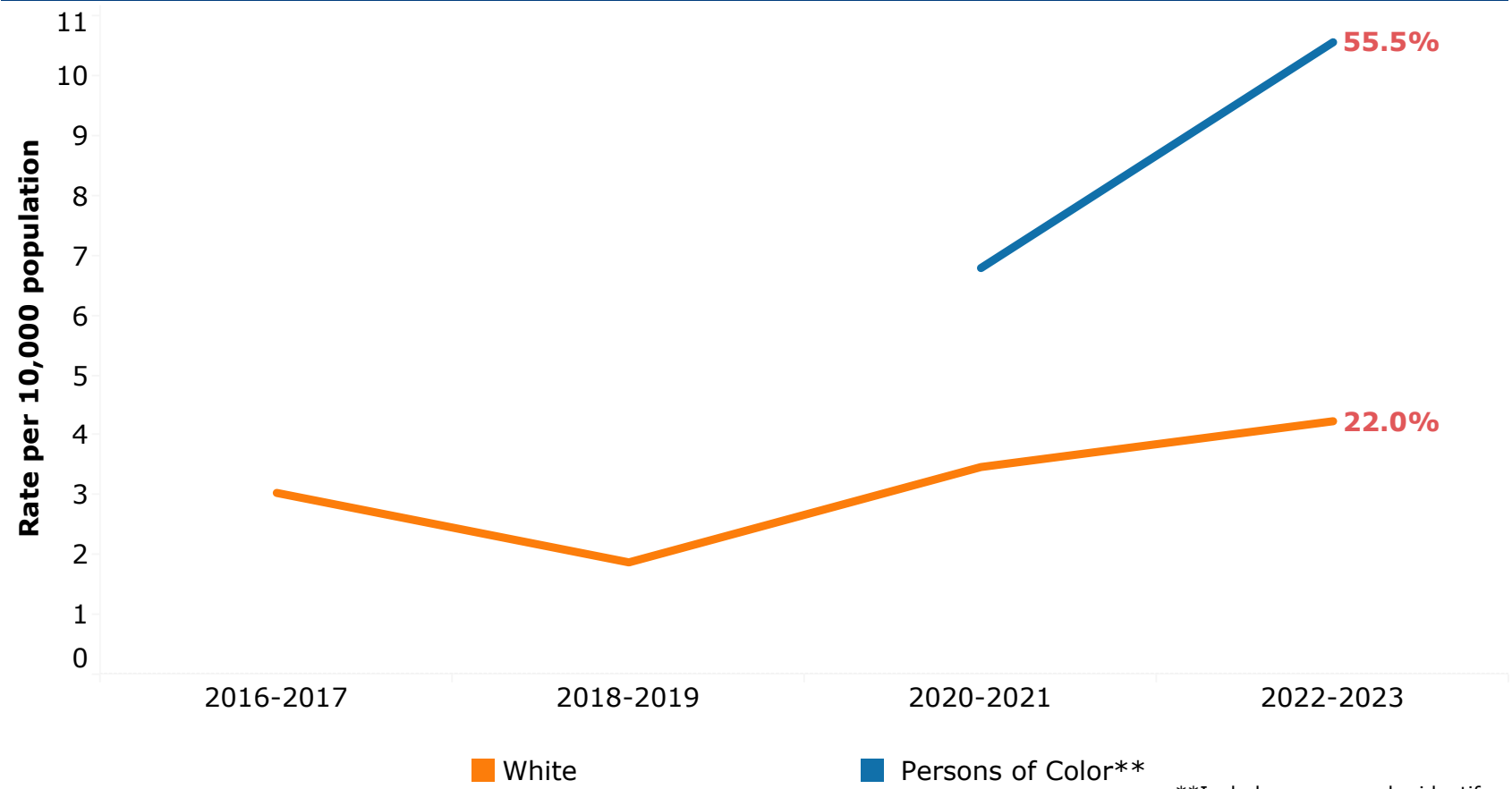


Percent Change in 2022-2023 compared to 2020-2021 is indicated at the end of each line.

Rates associated with counts between 1 and 5 are suppressed.

*2023 death data is preliminary, based on death record data as of February 2025. Please note that finalized death records for overdose deaths are often delayed by 3-6 months and counts may increase. Counts do not include suicides or homicides where someone intended to harm another person by poisoning.

Blair County Residents' Rate per 10,000 Population of Drug Overdose Deaths by Race, 2016-2023*



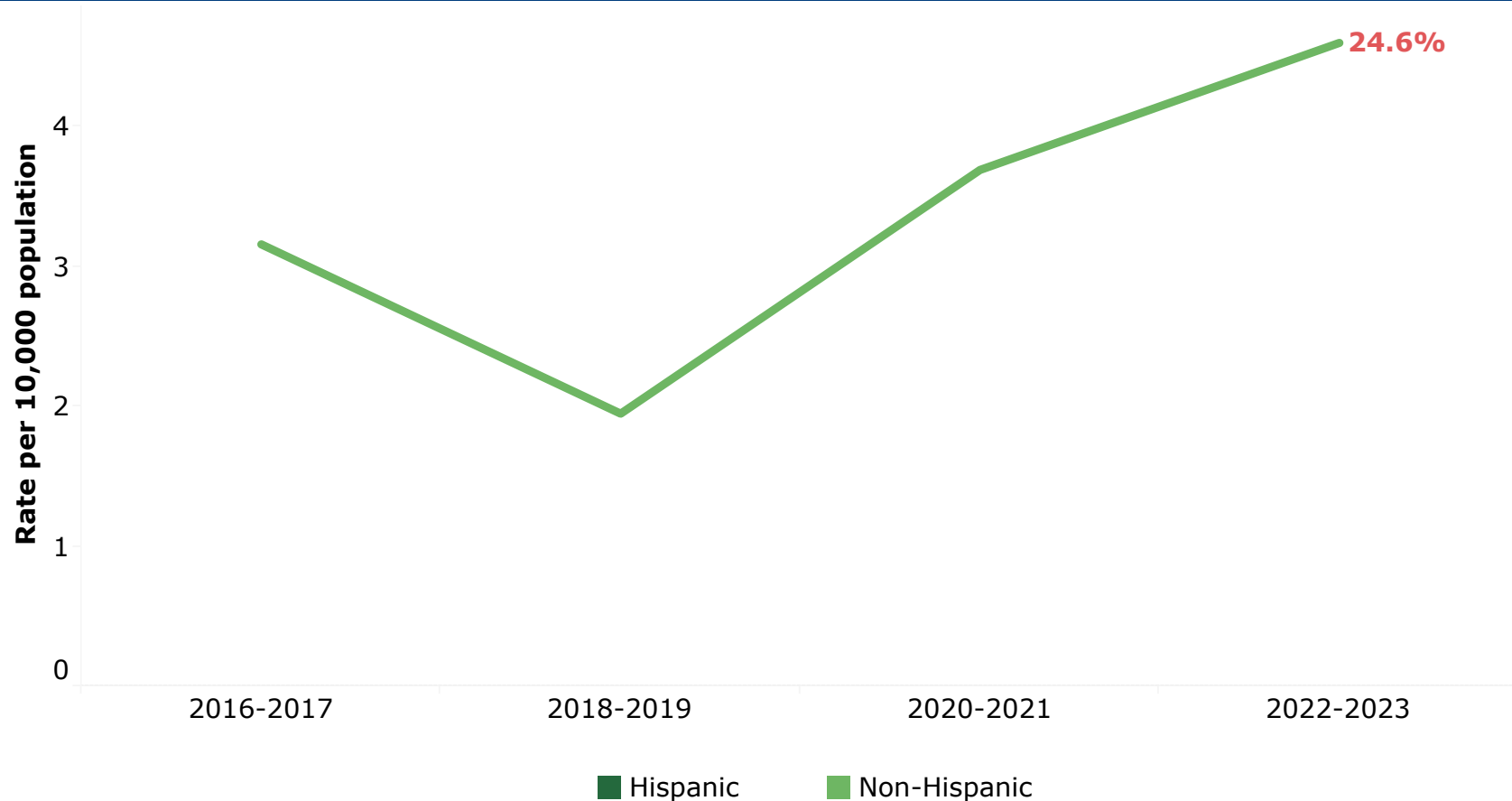
Percent Change in 2022-2023 compared to 2020-2021 is indicated at the end of each line.

**Includes persons who identify as Asian, Black, Native Hawaiian/Pacific Islander, American Indian/Alaska Native, and Other Race

Rates associated with counts between 1 and 5 are suppressed.

*2023 death data is preliminary, based on death record data as of February 2025. Please note that finalized death records for overdose deaths are often delayed by 3-6 months and counts may increase. Counts do not include suicides or homicides where someone intended to harm another person by poisoning.

Blair County Residents' Rate per 10,000 Population of Drug Overdose Deaths by Ethnicity, 2016-2023*



Percent Change in 2022-2023 compared to 2020-2021 is indicated at the end of each line.

Rates associated with counts between 1 and 5 are suppressed.

*2023 death data is preliminary, based on death record data as of February 2025. Please note that finalized death records for overdose deaths are often delayed by 3-6 months and counts may increase. Counts do not include suicides or homicides where someone intended to harm another person by poisoning.



For additional information, please visit the Interactive Data Report at:

<https://www.health.pa.gov/topics/programs/PDMP/Pages/Data.aspx>

For questions regarding this report, please contact:

Carrie Thomas Goetz, PhD

Senior Epidemiologist

Office of Drug Surveillance and Misuse Prevention

Pennsylvania Department of Health

cathomasgo@pa.gov

717.547.3137

Erin Takemoto, PhD, MPH

Epidemiologist

Office of Drug Surveillance and Misuse Prevention

Pennsylvania Department of Health

etakemoto@pa.gov

717.317.5967